

Direct current dimmable (TRAILING EDGE-LEADING EDGE) electronic drivers
Alimentatori elettronici dimmerabili (IGBT-TRIAC) in corrente continua

Made in Italy



MICRO MD




MICRO MD BI



Article Articolo	Code Codice	P out W	V out DC no dimming	V out DC dimming	I out DC	U out V	ta °C	tc °C	λ max. Power Factor	η max. Efficiency ⁽¹⁾
Constant current output - Uscita in corrente costante										
MICRO MD 180	127106	6	25...36	28...36	180 mA cost.	50	-25...+45	70	0,96	> 82
MICRO MD 180 BI	127107									
MICRO MD 250	127048	7	12...28	14...28	250 mA cost.	35	-25...+45	70	0,96	> 82
MICRO MD 250 BI	127049									
MICRO MD 270	127108	9,7	22...36	25...36	270 mA cost.	50	-25...+45	70	0,96	> 82
MICRO MD 270 BI	127109									
MICRO MD 350	127040	10	8,5...28	12...28	350 mA cost.	35	-25...+45	70	0,9C - 0,96	> 82
MICRO MD 350 BI	127041									
MICRO MD 500	127042	10	6...20	9...20	500 mA cost.	30	-25...+45	70	0,9C - 0,96	> 82
MICRO MD 500 BI	127043									
MICRO MD 700	127046	10	3...14	6...14	700 mA cost.	25	-25...+45	70	0,8C - 0,96	> 82
MICRO MD 700 BI	127047									

⁽¹⁾ Referred to $V_m = 230$ V, 100% load - Riferito a $V_m = 230$ V, carico 100%
⁽²⁾ Not for "BI" models - Non per modelli "BI"

Accessories not supplied - Accessori non a corredo	
Article - Articolo	Code - Codice
ETDU29 (12.2)	180426
ETD2E9 (12.2)	180427



ETD2E9

ETDU29

Rated Voltage
Tensione Nominale
 220 ÷ 240 V

Frequency
Frequenza
 50-60 Hz

AC Operation range
Tensione di utilizzo AC
 198 ÷ 264 V

Power - Potenza
 3 ÷ 10 W

iTHD
 ≤ 10% ⁽¹⁾

Stand by power
 ≤ 0,5 W

Output current ripple
 ≤ 20% ⁽¹⁾

Standards compliance

EN 55015
 EN 61000-3-2
 EN 61000-3-3
 EN 61347-1
 EN 61347-2-13
 EN 61547
 EN 62384
 VDE 0710-T14

Max. pcs for CB B16A

(see page info17)
 50 pcs

In rush current

2A 50μsec

Features

- IP20 independent driver, for indoor use (MICRO MD).
- Class II protection against electric shock for direct or indirect contact (MICRO MD).
- Driver for built-in use (MICRO MD BI).
- It can be used for lighting equipment in protection class I and II (MICRO MD BI).
- Active Power Factor Corrector.
- Current regulation ±8 % including temperature variations.
- Supplied with terminal cover and cable retainer (MICRO MD).
- Input and output terminal blocks on the same side (wire cross-section up to 1,5 mm² / AWG15).
- Clamping screws on primary and secondary circuits for cables with diameter: min. 3 mm - max. 8 mm (MICRO MD).
- Driver can be secured with slot for screws.
- Protections:
 - against overheating and short circuits;
 - against mains voltage spikes;
 - against overloads.
- Thermal protection = C.5.a.

Caratteristiche

- Alimentatore indipendente IP20, per uso interno (MICRO MD).
- Protetto in classe II contro le scosse elettriche per contatti diretti e indiretti.
- Alimentatore da incorporare (MICRO MD BI).
- Utilizzabile per apparecchi di illuminazione in classe di protezione I e II (MICRO MD BI).
- PFC attivo.
- Corrente regolata ±8 % incluse variazioni di temperatura.
- Forniti di coprimorsetto e serracavo (MICRO MD).
- Morsetti di entrata e uscita sullo stesso lato (sezione cavo fino a 1,5 mm² / AWG15).
- Serracavo su primario e secondario per cavi di diametro: min. 3 mm - max. 8 mm (MICRO MD).
- Fissaggio dell'alimentatore tramite asole per viti.
- Protezioni:
 - termica e cortocircuito;
 - contro le extra-tensioni di rete;
 - contro i sovraccarichi.
- Protezione termica = C.5.a.



3.1.3

Dimmable multipower drivers - Compact case - PHASE CUT
 Alimentatori multipotenza regolabili - Formato compatto - TAGLIO DI FASE

Direct current dimmable (TRAILING EDGE-LEADING EDGE) electronic drivers
Alimentatori elettronici dimmerabili (IGBT-TRIAC) in corrente continua

Made in Italy



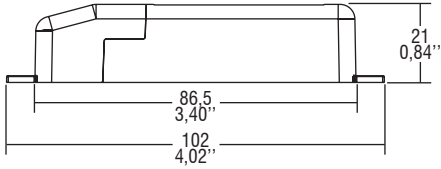
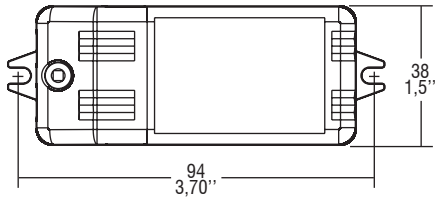
IP 20



SCREW FIXING



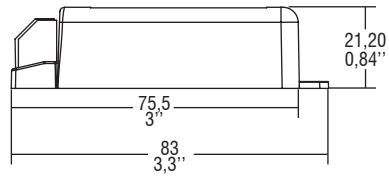
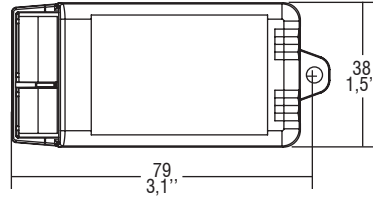
Weight - Peso: gr. 68 / 2,4 oz.
Pcs - Pezzi 60



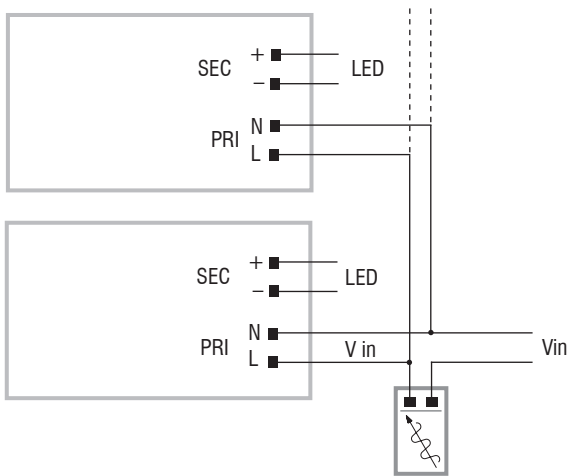
BUILT-IN



Weight - Peso gr. 58 / 2,1 oz.
Pcs - Pezzi 60



Wiring diagram - Schema di collegamento (Max. LED distance on page info8 - Massima distanza LED a pagina info8)



3.1.3

Dimmable multipower drivers - Compact case - PHASE CUT
Alimentatori multipotenza regolabili - Formato compatto - TAGLIO DI FASE